



xiaomi QIN F30 Mobile Phone User Guide

[Home](#) » [Xiaomi](#) » xiaomi QIN F30 Mobile Phone User Guide 

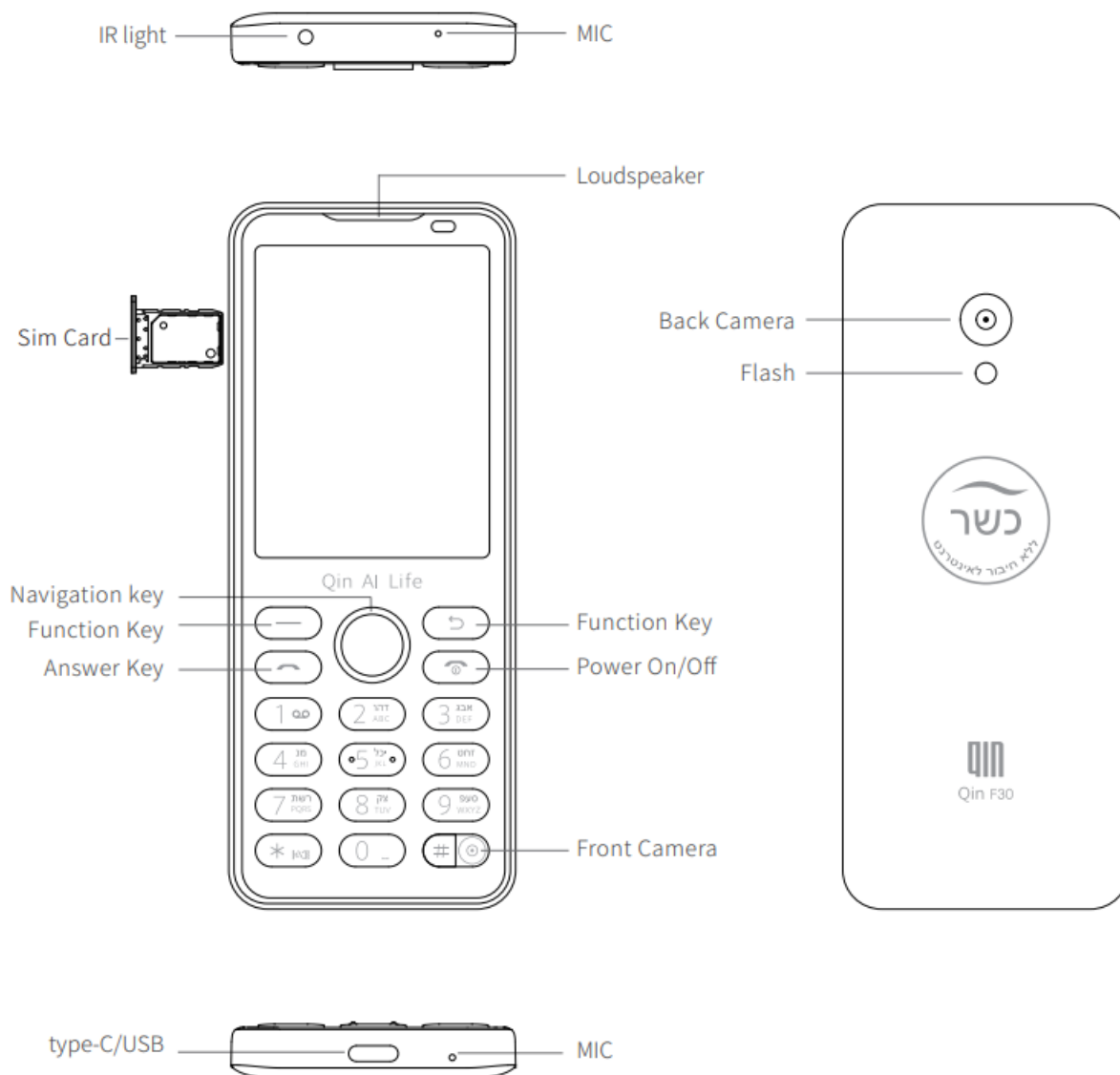
xiaomi QIN F30 Mobile Phone



Contents

- [1 QIN F30 User Guide](#)
- [2 Basic Info](#)
- [3 Function Introduction](#)
- [4 Important Safety Information](#)
- [5 Warning](#)
- [6 Documents / Resources](#)
 - [6.1 References](#)
- [7 Related Posts](#)

QIN F30 User Guide



Basic Info

Model QIN F30

Screen Size 2.8 inches

Screen Resolution 480*640

IR Built-in IR

Battery Capacity 2120mAh

Charge Input DC5V-1.5A

Height 131.7mm 5.39inch

Width 53.5mm 2.11inch

Thickness 9.5mm 0.37inch

Bluetooth Support

Audio Single Channel

WI-FI Hotpot Support

Frequency Band 2G/3G/4G

2G: B3/B8

3G: B1/B8

LTE-FDD: B2/B4/B12/B13/ B17/B66/B71

Function Introduction

IR Remote Control

Combined with infrared remote control technology, it can control many home devices instead of another remotes(For the first use, please set it as remote control).

Other Service

- Sync Assistant: Quickly import contacts and easy to operate.
- Translator: Support up to 62 languages and voice translate in real time (recharge on demand, specific payment standard is subject to software payment).

Other Functions

Provide rich daily life services, such as setting alarm clock, checking weather, listening to news, playing music, etc.

Important Safety Information

- Please read all safe guidelines before use for important information on the safety.
- Use any unapproved or incompatible batteries or chargers may present a risk of fire, explosion, or other hazard.
- Always use between 0° 32° F -35° 95 ° for optimal performance and store the device and spare parts between 20 ° 68 ° -45 ° 113 ° when not use. A device with a hot or cold battery may not work temporarily.
- Use the original battery otherwise any replacement may cause explosions. And must follow the instructions to deal with dead battery.
- Please use the authorized charger otherwise it will cause leakage, fire or damages to device.
- When done, unplug the charger from the phone, then from the wall outlet. Do not charge consistently over 12 hours.
- Do not dispose batteries as household waste. Any uncertain process will cause a fire or explosion. Obey local regulations. Recycle when possible.
- Do not dismantle, cut, crush, bend, puncture, or otherwise damage the battery in any way. If there have extreme expansion, do not use it anymore.
 - (1)Do not short connect the battery metal contact, resulting in short circuit danger, to avoid personal injury such as burns caused by overheating battery.
 - (2) Do not put in a high temperature environment, an overheated battery may cause an explosion;
 - (3) Do not dismantle, hit, crush battery, to avoid the leakage, overheat or explosion.
 - (4)Do not dispose of batteries in a fire as they may explode.
 - (5) Do not continue to use the battery with severe bulging.
- Place the device in a dry environment.
- Do not repair any device by yourself.

If you think the device is damaged, take it to a service centre or your phone dealer before continuing to use it.
- When connect with other devices, please follow the user manual strictly.

Safety Warning

Upgrade software system through the system itself or Duoqin Official After-sales Center. Upgrade the system by other ways may lead to equipment failure or data loss and destroy the system, even trigger safety risk.



To prevent possible hearing damage, do not listen at high volume levels for long periods. Exercise caution when holding your device near your ear while the loud speaker is in use.

Warning

Please follow the relevant laws and regulations and do not use telephones in the following environments.

- Prohibited to use the device in gas stations, oil depots and chemical warehouses etc.
- Do not use in Surgery room, Emergency room, Deep Treatment department and other surroundings.
- To avoid interference, the device have keep away from pacemaker, cochlear implant and other medical equipment. More than 15cm(5.91inch) is a safety distance.
- Please consult doctor and medical device manufacturer before use.
- Obey all instructions to turn off the device when flying.
- Please do not use the device when you're driving.
- Do not use the device outside when there have thunderstorms.
- Do not take a call when charging.
- Do not use the device in high moisture area like bathroom, any improperly use may cause accidents.
- Obey all instructions in restricted areas.

Safety Information


Description of toxic and harmful substances.

Part Name	Toxic and harmful substances or elements					
	Pb	Hg	Cd	Cr6+	Pbb	Pbde
Phone body	X	0	0	0	0	0
Battery	0	0	0	0	0	0
Cable	0	0	0	0	0	0
Spare parts	0	0	0	0	0	0

This form is based on sj/t 11363-2006

0: indicates the content of all hazardous materials in the component is under the standard of gb/t 26572. (requirements for the limits of toxic and hazardous substances in electronic information products) the following limits are specified.

X: indicates the content of the hazardous substance in at least one homogeneous material of the component exceeds the limit requirements by silt 11363-2006.



This product meets the eu environmental requirements of rohs.

The environmental protection use period of this product refers to the period when the harmful substances or elements contained in the telephone (excluding the battery) and its accessory products will not leak out under normal use conditions, and when the users of electronic information products use the product will not cause serious pollution to the environment or serious damage to their persons or property

Special Warning

- Pacemaker, Cochlear implant and other medical equipment will be interfered by the radio wave created by device. Please consult doctor or medical device manufacturers before using this device.
- To avoid potential interference, manufacturers of implanted medical devices recommend a minimum separation of 15.3 cm (6 inches) between a wireless device and the medical device.

This device meets RF exposure guidelines when used either in the normal use position against the ear or when positioned at least 0.2 inches (5mm) away from the body. The specific maximum SAR values can be found in

the Certification Information (SAR) section of this user guide.

Warning

1. Use careful with the earphone maybe possible excessive sound pressure from earphones and headphones can cause hearing loss.
2. **Caution:** risk of explosion if battery is replaced by an incorrect type. Dispose of Used batteries according to the instructions.



3. The product shall only be connected to a usb interface of version usb2.0.
4. Adapter shall be installed near the equipment and shall be easily accessible.
5. Operation temperature:-10~40°C
6. The plug considered as disconnect device of adapter.
7. Sar: the device complies with rf specifications when the device used at 0.5cm from your body (sar limit 2.0 W/kg). The device is in compliance with the requirements.
8. Accessories information:

Adapter

Model: HJ-PD33W-EU

Input: AC 100-240V~50/60HZ 0.8A

Output: DC 5.0V $\overline{\text{---}}$ 3.0A

DC 9.0V $\overline{\text{---}}$ 3.0A

DC 11.0V $\overline{\text{---}}$ 3.0A 33.0W

Battery: DC 3.85V, 6000mAh, 23.1Wh

This information has to be presented in such a way that the user can readily understand it. Typically, this will necessitate translation into every local language (required by national consumer laws) of the markets where the equipment is intended to be sold.

Illustrations, pictograms and using international abbreviations for country names may help reduce the need for translation.

Eu declaration of conformity

We Shenzhen DOOGEE Hengtong Technology CO.,LTD (b, 2/f, building a4,silicon valley power digital industrial Park,no. 22,dafu industrial zone, guanlanaobei community, guanlanstreet,longhua new district, shenzhen) Hereby declares that this smart phone is in compliance with the essential requirements and other relevant Provisions of directive 2014/53/EU.

According to article 10(2) of directive 2014/53/eu, the smartphone 3.5 can be used in europe without restriction.

The full text of the eu declaration doc is available at the following: visit the web site [http: www.Doogee.Cc](http://www.Doogee.Cc)

Restrictions in the 5 ghz band: according to article 10 (10) of directive 2014/53/eu, the packaging showsthat this radio equipment will be subject


To some restrictions when placed on the market in belgium (be), bulgaria (bg), the czech republic (cz),denmark (Dk), germany (de), estonia (ee), ireland (ie), greece (el), spain(es), france (fr), croatia (hr), italy (it), cyprus (Cy), latvia (lv), lithuania(lt), luxembourg (lu), hungary (hu), malta (mt), netherlands (nl), austria(at), poland (Pl), portugal (pt), romania (ro), slovenia (si), slovakia (sk),finland (fi), sweden (se), the turkey (tr), Norway(no), switzerland (ch), iceland (is), and liechtenstein (li).

The wlan function for this device is restricted to indoor use only when operating in the 5150 to 5250 mhz Frequency range.



ES	LU	RO	CZ	FR	HU	SI
DK	HR	BE	BG	DE	EE	IE
EL	IT	Cy	LV	LT	SK	MT
NL	AT	PL	PT	FI	SE	LI
TR	\O	CH	IS			

Documents / Resources

	xiaomi QIN F30 Mobile Phone [pdf] User Guide QINF30, 2A6XG-QINF30, 2A6XGQINF30, QIN F30 Mobile Phone, QIN F30, Mobile Phone, Phone
--	---

References

- [FCC ID Search | Federal Communications Commission](#)